

**SECTION VI  
PARTS LIST**

ITEM	CIRCUIT FUNCTION	DESCRIPTION	COLLINS PART NUMBER
C-101	L-101 padding	CAPACITOR: mica, 800 mmf $\pm 2\%$ , 300 WV	935-5016-00
C-102	L-101 trimming	CAPACITOR: variable ceramic, 8-50 mmf, 350 WV	917-1038-00
C-103	L-102 padding	CAPACITOR: mica, 390 mmf $\pm 2\%$ , 300 WV	912-0535-00
C-104	L-102 trimming	CAPACITOR: variable ceramic, 8-50 mmf, 350 WV	917-1038-00
C-105	L-103 padding	CAPACITOR: mica, 220 mmf $\pm 2\%$ , 500 WV	912-0517-00
C-106	L-103 trimming	CAPACITOR: variable ceramic, 8-50 mmf, 350 WV	917-1038-00
C-107	L-104 padding	CAPACITOR: mica, 130 mmf $\pm 5\%$ , 500 WV	912-0503-00
C-108	L-104 trimming	CAPACITOR: variable ceramic, 8-50 mmf, 350 WV	917-1038-00
C-109	L-105 padding	CAPACITOR: mica, 20 mmf $\pm 5\%$ , 500 WV	912-0443-00
C-110	L-105 trimming	CAPACITOR: variable ceramic, 5-25 mmf, 350 WV	917-1036-00
C-111	V-101 grid coupling	CAPACITOR: ceramic, 2.0 mmf $\pm 1/4$ mmf, 500 WV	916-0075-00
C-112		CAPACITOR: Not used	
C-113	V-101 grid coupling	CAPACITOR: mica, 100 mmf $\pm 5\%$ , 500 WV	912-0494-00
C-114	V-101 grid decoupling	CAPACITOR: ceramic, 10,000 mmf, 500 WV	913-1188-00
C-115	V-101 screen bypass	CAPACITOR: ceramic, 10,000 mmf, 500 WV	913-1188-00
C-116	V-102 grid coupling	CAPACITOR: ceramic, 1.0 mmf $\pm 1/4$ mmf, 500 WV	916-0070-00
C-117	V-101 plate coupling	CAPACITOR: ceramic, 2.0 mmf $\pm 1/4$ mmf, 500 WV	916-0075-00
C-118	L-110 padding	CAPACITOR: mica, 910 mmf $\pm 1\%$ , 300 WV	935-5015-00

Section 6  
PARTS LIST

ITEM	CIRCUIT FUNCTION	DESCRIPTION	COLLINS PART NUMBER
C-119	L-110 trimming	CAPACITOR: variable ceramic, 8-50 mmf 350 WV	917-1038-00
C-120	L-107 trimming	CAPACITOR: variable ceramic, 8-50 mmf, 350 WV	917-1038-00
C-121	L-107 padding	CAPACITOR: mica, 200 mmf $\pm 2\%$ , 500 WV	912-0514-00
C-122	L-108 trimming	CAPACITOR: variable ceramic, 5-25 mmf, 350 WV	917-1036-00
C-123	L-108 padding	CAPACITOR: mica, 62 mmf $\pm 2\%$ , 500 WV	912-0478-00
C-124	L-109 trimming	CAPACITOR: variable ceramic, 5-25 mmf, 350 WV	917-1036-00
C-125		CAPACITOR: Not used	
C-126	V-101 plate bypass	CAPACITOR: ceramic, 10,000 mmf, 500 WV	913-1188-00
C-127	L-111 padding	CAPACITOR: mica, 200 mmf $\pm 2\%$ , 500 WV	912-0514-00
C-128	L-111 trimming	CAPACITOR: variable ceramic, 8-50 mmf, 350 WV	917-1038-00
C-129	L-112 padding	CAPACITOR: mica, 62 mmf $\pm 2\%$ , 500 WV	912-0478-00
C-130	L-112 trimming	CAPACITOR: variable ceramic, 5-25 mmf, 350 WV	917-1036-00
C-131		CAPACITOR: Not used	
C-132	L-113 trimming	CAPACITOR: variable ceramic, 5-25 mmf, 350 WV	917-1036-00
C-133	V-102 grid coupling, bands 4 and 7	CAPACITOR: ceramic, 1.5 mmf $\pm 1/4$ mmf, 500 WV	916-0072-00
C-134	V-102 cathode bypass	CAPACITOR: ceramic, 10,000 mmf, 500 WV	913-1188-00
C-135	V-102 screen bypass	CAPACITOR: ceramic, 10,000 mmf, 500 WV	913-1188-00
C-136	V-102 injection coupling	CAPACITOR: mica, 100 mmf $\pm 5\%$ , 500 WV	912-0494-00
C-137	L-114 to L-115 coupling	CAPACITOR: ceramic, 10,000 mmf, 500 WV	913-1188-00
C-138	V-102 plate bypass	CAPACITOR: ceramic, 10,000 mmf, 500 WV	913-1188-00
C-139	L-115 padding	CAPACITOR: ceramic, 20 mmf $\pm 5\%$ , 500 WV	916-4188-00
C-140	L-115 trimming	CAPACITOR: variable ceramic, 8-50 mmf, 350 WV	917-1038-00

ITEM	CIRCUIT FUNCTION	DESCRIPTION	COLLINS PART NUMBER
C-141	V-103 cathode bypass	CAPACITOR: ceramic, 10,000 mmf, 500 WV	913-1188-00
C-142	V-103 screen bypass	CAPACITOR: ceramic, 10,000 mmf, 500 WV	913-1188-00
C-143	V-103 injection coupling	CAPACITOR: mica, 100 mmf $\pm 5\%$ , 500 WV	912-0494-00
C-144	L-121 trimming	CAPACITOR: variable ceramic, 8-50 mmf, 350 WV	917-1038-00
C-145	L-121 padding	CAPACITOR: mica, 150 mmf $\pm 5\%$ , 500 WV	912-0506-00
C-146	Bands 29, 30 harmonic tuning	CAPACITOR: variable ceramic, 5-25 mmf, 350 WV	917-1036-00
C-147	Bands 27, 28 harmonic tuning	CAPACITOR: variable ceramic, 5-25 mmf, 350 WV	917-1036-00
C-148	Bands 25, 26 harmonic tuning	CAPACITOR: variable ceramic, 5-25 mmf, 350 WV	917-1036-00
C-149	Bands 23, 24 harmonic tuning	CAPACITOR: variable ceramic, 5-25 mmf, 350 WV	917-1036-00
C-150	Bands 21, 22 harmonic tuning	CAPACITOR: variable ceramic, 8-50 mmf, 350 WV	917-1038-00
C-151	Bands 23, 24 harmonic tuning	CAPACITOR: ceramic, 15 mmf $\pm 5\%$ , 500 WV	916-4180-00
C-152	Bands 12, 20 harmonic tuning	CAPACITOR: variable ceramic, 8-50 mmf, 350 WV	917-1038-00
C-153	Bands 17, 18 harmonic tuning	CAPACITOR: ceramic, 36 mmf $\pm 5\%$ , 500 WV	916-4347-00
C-154	Bands 17, 18 harmonic tuning	CAPACITOR: variable ceramic, 8-50 mmf, 350 WV	917-1038-00
C-155	Bands 15, 16 harmonic tuning	CAPACITOR: ceramic, 47 mmf $\pm 5\%$ , 500 WV	916-4362-00
C-156	Bands 15, 16 harmonic tuning	CAPACITOR: variable ceramic, 8-50 mmf, 350 WV	917-1038-00
C-157	Bands 13, 14 harmonic tuning	CAPACITOR: ceramic, 68 mmf $\pm 5\%$ , 500 WV	916-4972-00
C-158	Bands 13, 14 harmonic tuning	CAPACITOR: variable ceramic, 8-50 mmf, 350 WV	917-1038-00
C-159	Spurious filter tuning	CAPACITOR: mica, 150 mmf $\pm 5\%$ , 500 WV	912-0506-00
C-160		CAPACITOR: Not used	

Section 6  
PARTS LIST

ITEM	CIRCUIT FUNCTION	DESCRIPTION	COLLINS PART NUMBER
C-161	Band 1 harmonic tuning	CAPACITOR: mica, 200 mmf $\pm 2\%$ , 500 WV	912-0514-00
C-162	Band 1 harmonic tuning	CAPACITOR: variable ceramic, 8-50 mmf, 350 WV	917-1038-00
C-163	V-105 plate bypass	CAPACITOR: ceramic, 10,000 mmf, 500 WV	913-1188-00
C-164	V-105 screen bypass	CAPACITOR: ceramic, 10,000 mmf, 500 WV	913-1188-00
C-165	Osc. feedback network	CAPACITOR: ceramic, 15 mmf $\pm 5\%$ , 500 WV	916-4180-00
C-166	Osc. feedback network	CAPACITOR: mica, 100 mmf $\pm 5\%$ , 500 WV	912-0494-00
C-167	Osc. grid circuit trimmer	CAPACITOR: variable ceramic, 3-12 mmf, 350 WV	917-1035-00
C-168	Second Mixer grid trap	CAPACITOR: mica, 220 mmf $\pm 2\%$ , 500 WV	912-0517-00
C-169	Freq. standard adjusting	CAPACITOR: variable ceramic, 5-25 mmf, 350 WV	917-1036-00
C-170	V-104 cathode bypass	CAPACITOR: ceramic, 10,000 mmf, 500 WV	913-1188-00
C-171	V-104 screen bypass	CAPACITOR: mica, 100 mmf $\pm 5\%$ , 500 WV	912-0494-00
C-172	V-104 plate decoupling	CAPACITOR: ceramic, 10,000 mmf, 500 WV	913-1188-00
C-173	Freq. standard coupling	CAPACITOR: ceramic, 10 mmf $\pm 1$ mmf, 500 WV	916-0139-00
C-174	L-116 trimming	CAPACITOR: variable ceramic, 8-50 mmf, 350 WV	917-1038-00
C-175	L-116 padding	CAPACITOR: mica, 180 mmf $\pm 2\%$ , 500 WV	912-0511-00
C-176	L-117 trimming	CAPACITOR: variable ceramic, 8-50 mmf, 350 WV	917-1038-00
C-177	L-117 padding	CAPACITOR: mica, 300 mmf $\pm 2\%$ , 500 WV	912-0526-00
C-178	V-103 plate bypass	CAPACITOR: ceramic, 10,000 mmf 500 WV	913-1188-00
C-179	L-118 padding	CAPACITOR: mica, 180 mmf $\pm 2\%$ , 500 WV	912-0511-00
C-180	L-118 trimming	CAPACITOR: variable ceramic, 8-50 mmf, 350 WV	917-1038-00
C-181	L-119 padding	CAPACITOR: mica, 300 mmf $\pm 2\%$ , 500 WV	912-0526-00
C-182	L-119 trimming	CAPACITOR: variable ceramic, 8-50 mmf, 350 WV	917-1038-00
C-183	V-106 cathode bypass	CAPACITOR: ceramic, 10,000 mmf, 500 WV	913-1188-00

ITEM	CIRCUIT FUNCTION	DESCRIPTION	COLLINS PART NUMBER
C-184	V-106 grid bypass	CAPACITOR: mica, 100 mmf $\pm 5\%$ , 500 WV	912-0494-00
C-185	V-106 screen bypass	CAPACITOR: ceramic, 10,000 mmf, 500 WV	913-1188-00
C-186	V-106 plate bypass	CAPACITOR: ceramic, 10,000 mmf, 500 WV	913-1188-00
C-187	Filter crystal parallel	CAPACITOR: ceramic, 10 mmf $\pm 1$ mmf, 500 WV	916-0139-00
C-188	Filter crystal phasing	CAPACITOR: variable air, midget, single section, 3.5-27 mmf	922-0079-00
C-189	V-301 grid decoupling	CAPACITOR: ceramic, 10,000 mmf, 500 WV	913-1188-00
C-192		Not used	
C-194	V-108 screen bypass	CAPACITOR: ceramic, 10,000 mmf, 500 WV	913-1188-00
C-195	V-108 plate bypass	CAPACITOR: ceramic, 10,000 mmf, 500 WV	913-1188-00
C-196	T-104 top coupling	CAPACITOR: ceramic, 3.0 mmf $\pm 1/4$ mmf, 500 WV	916-0144-00
C-197	V-109 grid decoupling	CAPACITOR: ceramic, 10,000 mmf, 500 WV	913-1188-00
C-198	A. V-109 cathode bypass B. 6.3 ac filament bypass	CAPACITOR: paper, 0.1 -0.1 mf $\pm 20\%$ , -10%, 600 WV	961-5169-00
C-199	V-109 screen bypass	CAPACITOR: ceramic, 10,000 mmf, 500 WV	913-1188-00
C-200	V-109 plate bypass	CAPACITOR: ceramic, 10,000 mmf, 500 WV	913-1188-00
C-201	T-105 top coupling	CAPACITOR: ceramic, 5.0 mmf $\pm 1/4$ mmf, 500 WV	916-0118-00
C-202	Detector filter	CAPACITOR: mica, 330 mmf $\pm 2\%$ , 500 WV	912-0529-00
C-203		CAPACITOR: Not used	
C-204	AVC rectifier coupling	CAPACITOR: mica, 100 mmf $\pm 5\%$ , 500 WV	912-0494-00
C-205	A. Back bias r-f filter B. AVC amplr. stabilizing C. Noise limiter filter	CAPACITOR: paper, 0.1-0.1-0.1 mf $\pm 20\%$ -10%, 600 WV	961-5187-00
C-206*		CAPACITOR: mica, 1.5 mmf $\pm 1/2$ mmf 500 WV	916-0072-00
C-206*	BFO coupling	CAPACITOR: mica, 2 mmf $\pm 1/2$ mmf, 500 WV	916-0075-00
C-207	Line filter	CAPACITOR: ceramic, 10,000 mmf, 500 WV	913-1188-00
C-208	AVC amplr. stabilizing	CAPACITOR: ceramic, 10,000 mmf, 500 WV	913-1188-00

\* Value of C206 selected in test to provide optimum BFO coupling while maintaining BFO injection below AVC threshold. Unused capacitor to be soldered into radio across two ground terminals.

Section 6  
PARTS LIST

ITEM	CIRCUIT FUNCTION	DESCRIPTION	COLLINS PART NUMBER
C-209	Audio coupling	CAPACITOR: ceramic, 10,000 mmf, 500 WV	913-1188-00
C-210		CAPACITOR: Not used	
C-211	Audio coupling	CAPACITOR: ceramic, 10,000 mmf, 500 WV	913-1188-00
C-212	Audio output equalizer	CAPACITOR: mica 6,800 mmf $\pm 10\%$ , 300 WV	935-2110-00
C-213	AVC time constant	CAPACITOR: ceramic, 10,000 mmf, 500 WV	913-1188-00
C-214	K-101 noise filter	CAPACITOR: paper, 0.1-0.1 mf $+20\%-10\%$ , 600 WV	961-4175-00
C-215	V-111 cathode bypass	CAPACITOR: dry electrolytic, 20 mf 150 WV	184-6509-00
C-216	Back bias filter	CAPACITOR: dry electrolytic, 20 mf 150 WV	184-6509-00
C-217	Power supply filter	CAPACITOR: dry electrolytic, dual section; 40 mf each section $-15\%+100\%$ 450 WV	183-1009-00
C-218	V-114 screen bypass	CAPACITOR: ceramic, 10,000 mmf, 500 WV	913-1188-00
C-219	V-114 screen decoupling	CAPACITOR: ceramic, 10,000 mmf, 500 WV	913-1188-00
C-220	L-116, L-118 top coupling	CAPACITOR: ceramic, 4.0 mmf $\pm 1/4$ mmf, 500 WV	916-0113-00
C-221	L-117, L-119 top coupling	CAPACITOR: ceramic, 2.0 mmf $\pm 1/4$ mmf, 500 WV	916-0075-00
C-222		CAPACITOR: Not used	
C-223	B+ isolation capacitor	CAPACITOR: dry electrolytic, 8 mf, 350 WV	184-6515-00
C-224	Cal. osc. adjustment	CAPACITOR: variable air, 7-100 mmf	922-0153-00
C-225		CAPACITOR: Not used	
C-226	V-111B grid coupling	CAPACITOR: mica, 100 mmf $\pm 5\%$ , 500 WV	912-0494-00
C-227	V-111B plate bypass	CAPACITOR: ceramic, 10,000 mmf, 500 WV	913-1188-00
C-228	IF output coupling	CAPACITOR: ceramic, 10,000 mmf, 500 WV	913-1188-00
C-229		CAPACITOR: Not used	
C-230	Antenna trimmer, all bands	CAPACITOR: variable air, 7-100 mmf	922-0153-00
C-231	Antenna fixed trimmer, bands 8-15	CAPACITOR: ceramic, 100 mmf $\pm 5\%$ , 500 WV	916-4059-00
C-232	Antenna fixed trimmer, bands 16-30	CAPACITOR: ceramic, 18 mmf $\pm 5\%$ , 500 WV	916-0674-00

Section 6  
PARTS LIST

ITEM	CIRCUIT FUNCTION	DESCRIPTION	COLLINS PART NUMBER
C-233	Antenna coupling, band 1	CAPACITOR: ceramic, 100 mmf $\pm 5\%$ , 500 WV	916-4059-00
C-234	Antenna coupling, band 2	CAPACITOR: ceramic, 51 mmf $\pm 5\%$ , 500 WV	916-0476-00
C-235	Antenna coupling, band 3	CAPACITOR: ceramic, 36 mmf $\pm 5\%$ , 500 WV	916-4347-00
C-236	Antenna coupling, bands 4-7	CAPACITOR: ceramic, 22 mmf $\pm 5\%$ , 500 WV	916-4323-00
C-237	Antenna coupling, bands 8-15	CAPACITOR: ceramic, 10 mmf $\pm 1$ mmf, 500 WV	916-0139-00
C-238	Antenna coupling, bands 16-30	CAPACITOR: ceramic, 5 mmf $\pm 1/2$ mmf, 500 WV	916-0118-00
C-239	Oscillator plate filter	CAPACITOR: 8 mf, 350 WV	184-6515-00
C-240	V108 Cathode	CAPACITOR: fixed ceramic; 10,000 mmf; 500 WV	913-1188-00
C-301	Mech. filter input tuning	CAPACITOR: mica, 200 mmf $\pm 2\%$ ; 500 WV	912-0514-00
C-302	Mech. filter output tuning	CAPACITOR: mica, 200 mmf $\pm 2\%$ ; 500 WV	912-0514-00
C-303	V-301 cathode bypass	CAPACITOR: ceramic, 10,000 mmf; 500 WV	913-1188-00
C-304	V-301 screen bypass	CAPACITOR: ceramic, 10,000 mmf; 500 WV	913-1188-00
C-305	V-301 plate bypass	CAPACITOR: ceramic, 10,000 mmf; 500 WV	913-1188-00
C-306	L-301 tuning	CAPACITOR: mica, 270 mmf $\pm 5\%$ ; 500 WV	912-0524-00
C-307	V-108 grid coupling	CAPACITOR: mica, 100 mmf $\pm 2\%$ ; 500 WV	912-0493-00
C-308	V-301 screen bypass	CAPACITOR: ceramic, 10,000 mmf, 500 WV	913-1188-00
C-309	V-301 plate bypass	CAPACITOR: ceramic, 10,000 mmf, 500 WV	913-1188-00
C-310	V-108 grid decoupling	CAPACITOR: ceramic, 10,000 mmf, 500 WV	913-1188-00
C-311	Filter tuning	CAPACITOR: mica, 5 mmf $\pm 5\%$ ; 500 WV	912-0429-00
C-312	Filter tuning	CAPACITOR: ceramic, 8 mmf $\pm 5\%$ ; 500 WV	916-0129-00
C-313	Filter tuning	CAPACITOR: mica, 12 mmf $\pm 5\%$ ; 500 WV	912-0434-00
C-314	Filter tuning	CAPACITOR: mica, 12 mmf $\pm 5\%$ ; 500 WV	912-0434-00
C-315	Filter tuning	CAPACITOR: mica, 15 mmf $\pm 5\%$ ; 500 WV	912-0437-00
C-316	Filter tuning	CAPACITOR: mica, 18 mmf $\pm 5\%$ ; 500 WV	912-0440-00
CR-101	M-101 rectifier	RECTIFIER: dry disk, instrument type	353-3000-00
E-101	K-101 term. bd.	BOARD, terminal	306-0158-00
E-102	Audio output term. bd.	BOARD, terminal	306-0158-00
F-101	Primary power fuse	FUSE: cartridge, 1.5 amp, one time	264-0007-00
I-101	Dial light	LAMP: pilot light, miniature bayonet base bulb, T-3-1/4 bulb	262-3240-00

Section 6  
PARTS LIST

ITEM	CIRCUIT FUNCTION	DESCRIPTION	COLLINS PART NUMBER
I-102	Dial light	LAMP: pilot light, miniature bayonet base bulb, T-3-1/4 bulb	262-3240-00
I-103	Dial light	LAMP: pilot light, miniature bayonet base bulb, T-3-1/4 bulb	262-3240-00
I-104	Static discharge	LAMP: glow, bayonet candelabra base, T-4-1/2 bulb	262-0238-00
I-105	Band drum	DIAL: band indicating drum	504-3097-00
J-101	Antenna input	CONNECTOR: receptacle, single round female contact	357-9005-00
J-102	Speaker output	JACK: telephone, 3 circuit, for use with .206" diam plug	358-1050-00
J-103	Phone output	JACK: telephone, 2 circuit, for use with .250" diam plug	358-1040-00
J-104	I-F output	CONNECTOR: receptacle, single round female contact	357-9005-00
K-101	Break-in relay	RELAY: armature, contacts 2-1C, 150 ma, 210 v dc; coil nominal 12 v dc, 135 ohms	972-1176-00
L-101	Antenna coil, band 1	COIL ASSEMBLY: R-F, single winding, 75 turns, single layer wound	504-3056-001
L-102	Antenna coil, band 2	COIL: R-F, single layer wound, 48 turns #28 enameled wire	505-2147-002
L-103	Antenna coil, band 3	COIL: RF, single layer wound, 43 turns #28 enameled wire	505-2148-002
L-104	Antenna coil, bands 4-7	COIL ASSEMBLY: RF, single winding, 27 turns single layer wound	504-3060-001
L-105	Antenna coil, bands 8-15	COIL ASSEMBLY: RF, single winding, 20 turns, single layer wound	504-3061-001
L-106	Antenna Coil, bands 16-30	COIL ASSEMBLY: RF, single winding, 20 turns, single layer wound	504-3062-001
L-107	Mixer coil pri., bands 4-7	COIL ASSEMBLY: RF, single winding, 27 turns, single layer wound	504-3060-001
L-108	Mixer coil pri., bands 8-15	COIL ASSEMBLY: RF, single winding, 20 turns, single layer wound	504-3061-001
L-109	Mixer coil pri., bands 16-30	COIL ASSEMBLY: RF, single winding, 20 turns, single layer wound	504-3062-001
L-110	Mixer coil, band 1	COIL ASSEMBLY: RF, single winding, 75 turns, single layer wound	504-3056-001
L-111	Mixer coil sec, bands 4-7	COIL ASSEMBLY: RF, single winding, 27 turns, single layer wound	504-3060-001



Section 6  
PARTS LIST

ITEM	CIRCUIT FUNCTION	DESCRIPTION	COLLINS PART NUMBER
L-112	Mixer coil sec, bands 8-15	COIL ASSEMBLY: RF, single winding, 20 turns, single layer wound	504-3061-001
L-113	Mixer coil sec, bands 16-30	COIL ASSEMBLY: RF, single winding, 20 turns, single layer wound	504-3062-001
L-114	11.5-10.5 mc i-f coil, band 1	COIL: IF, transformer, single winding, 48 turns, single layer wound	504-3064-001
L-115	11.5-10.5 mc i-f coil, band 1	COIL: IF, transformer, single winding, 16 turns, single layer wound	504-3057-001
L-116	Variable i-f coil pri.	COIL: IF, transformer, single winding, 48 turns, single layer wound	504-3064-001
L-117	Variable i-f coil pri.	COIL: IF, transformer, single winding, 46 turns, universal wound	504-3066-001
L-118	Variable i-f coil sec.	COIL: IF, transformer, single winding, 48 turns, single layer wound	504-5347-001
L-119	Variable i-f coil sec.	COIL: IF, transformer, single winding, 46 turns, universal wound	504-3066-001
L-120	Inj. osc. cathode coil	COIL: RF, 3 windings, 112 turns, universal wound	503-4535-001
L-121	Inj. osc. harmonic selector	COIL: RF, single winding, 46 turns, single layer wound	504-3074-002
L-122	Power filter	REACTOR: filter choke, 3.0 hy 120 ma, 100 ohm 250 TV RMS	678-0432-00
L-123	Power filter	REACTOR: filter choke, 5 hy 80 ma, 300 ohm, 2500 TV RMS	678-0431-00
L-124	Spurious filter	FILTER: band supression, rejection frequency 4 megacycles, .260" diam hole for mounting	504-6646-002
L-125	Spurious filter	COIL: RF, choke, 0.5 millihenry $\pm 10\%$ , #36 wire	240-0073-00
M-101	Single level & db meter	METER: audio level, 0-1 ma 46 ohms $\pm 10\%$	476-0252-00
R-101	V-101 grid return	RESISTOR: 1 megohm $\pm 10\%$ , 1/2 w	745-1478-00
R-102	V-101 grid decoupling	RESISTOR: .10 megohm $\pm 10\%$ , 1/2 w	745-1436-00
R-103		RESISTOR: Not used	
R-104	V-101 screen dropping	RESISTOR: 33,000 ohm $\pm 10\%$ , 1/2 w	745-1415-00

Section 6  
PARTS LIST

ITEM	CIRCUIT FUNCTION	DESCRIPTION	COLLINS PART NUMBER
R-105	V-101 plate load, band 1	RESISTOR: 10,000 ohm $\pm 10\%$ , 1 w	745-3394-00
R-106	V-101 plate decoupling	RESISTOR: 6800 ohm $\pm 10\%$ , 1/2 w	745-1386-00
R-107	V-102 cathode	RESISTOR: 470 ohm $\pm 10\%$ , 1/2 w	745-1338-00
R-108	V-102 grid 1 return	RESISTOR: .33 megohm $\pm 10\%$ , 1/2 w	745-1457-00
R-109	V-102 screen dropping	RESISTOR: 47,000 ohm $\pm 10\%$ , 1 w	745-3422-00
R-110	V-102 plate decoupling	RESISTOR: 2200 ohm $\pm 10\%$ , 1/2 w	745-1366-00
R-111	V-103 cathode	RESISTOR: 470 ohm $\pm 10\%$ , 1/2 w	745-1338-00
R-112	V-103 grid 1 return	RESISTOR: .10 megohm $\pm 10\%$ , 1/2 w	745-1436-00
R-113	V-103 screen dropping	RESISTOR: 33,000 ohm $\pm 10\%$ , 1 w	745-3415-00
R-114	V-105 screen dropping	RESISTOR: 33,000 ohm $\pm 10\%$ , 1/2 w	745-1415-00
R-115	V-105 grid leak	RESISTOR: 10 megohm $\pm 10\%$ , 1/2 w	745-1436-00
R-116	V-103 plate load	RESISTOR: 2200 ohm $\pm 10\%$ , 1/2 w	745-1366-00
R-117	V-103 plate load	RESISTOR: 47,000 ohm $\pm 10\%$ , 1/2 w	745-1422-00
R-118	V-104 grid leak	RESISTOR: .68 megohm $\pm 10\%$ , 1/2 w	745-1471-00
R-119	V-104 cathode	RESISTOR: 4700 ohm $\pm 10\%$ , 1/2 w	745-1380-00
R-120	V-104 screen dropping	RESISTOR: 47,000 ohm $\pm 10\%$ , 1/2 w	745-1422-00
R-121	V-104 plate dropping	RESISTOR: .12 megohm $\pm 10\%$ , 1/2 w	745-1440-00
R-122	V-104 plate, screen decoupling	RESISTOR: 10,000 ohm $\pm 10\%$ , 1/2 w	745-1394-00
R-123	V-106 grid leak bias	RESISTOR: .10 megohm $\pm 10\%$ , 1/2 w	745-1436-00
R-124	V-103 plate decoupling	RESISTOR: 2200 ohm $\pm 10\%$ , 1/2 w	745-1366-00
R-125	V-107 grid load	RESISTOR: .47 megohm $\pm 10\%$ , 1/2 w	745-1464-00
R-126	V-107 screen dropping	RESISTOR: 27,000 ohm $\pm 10\%$ , 1/2 w	745-1412-00
R-127	V-106 cathode	RESISTOR: 470 ohm $\pm 10\%$ , 1/2 w	745-1338-00
R-128	V-106 screen dropping	RESISTOR: 33,000 ohm $\pm 10\%$ , 1 w	745-3415-00
R-129	V-106 plate decoupling	RESISTOR: 2200 ohm $\pm 10\%$ , 1/2 w	745-1366-00
R-130	Crystal filter selectivity	RESISTOR: .10 megohm $\pm 10\%$ , 1/2 w	745-1436-00

Section 6  
PARTS LIST

ITEM	CIRCUIT FUNCTION	DESCRIPTION	COLLINS PART NUMBER
R-131	Crystal filter selec- tivity	RESISTOR: 22,000 ohm $\pm 10\%$ , 1/2 w	745-1408-00
R-132	Crystal filter selec- tivity	RESISTOR: 4700 ohm $\pm 10\%$ , 1/2 w	745-1380-00
R-133	V-301 grid decoupling	RESISTOR: 10,000 ohm $\pm 10\%$ , 1/2 w	745-1394-00
R-137	V-108 screen dropping	RESISTOR: 47,000 ohm $\pm 10\%$ , 1/2 w	745-1422-00
R-138	V-108 plate decoupling	RESISTOR: 2200 ohm $\pm 10\%$ , 1/2 w	745-1366-00
R-139	V-109 grid decoupling	RESISTOR: 10,000 ohm $\pm 10\%$ , 1/2 w	745-1394-00
R-140	"S" meter zero adjust	RESISTOR: 100 ohm $\pm 20\%$ , 1/2 w	376-3751-00
R-141	V-109 screen dropping	RESISTOR: 47,000 ohm $\pm 10\%$ , 1/2 w	745-1422-00
R-142	V-109 plate decoupling	RESISTOR: 2200 ohm $\pm 10\%$ , 1 w	745-3366-00
R-143	V-112 filament series	RESISTOR: 10 ohm $\pm 10\%$ , 1/2 w	745-1268-00
R-144	AVC amplr stabilizing	RESISTOR: .47 megohm $\pm 10\%$ , 1/2 w	745-1464-00
R-145	AVC rectifier load	RESISTOR: .10 megohm $\pm 10\%$ , 1/2 w	745-1436-00
R-146	AVC amplr load	RESISTOR: 47,000 ohm $\pm 10\%$ , 1/2 w	745-1422-00
R-147	AVC amplr plate dropping	RESISTOR: 27,000 ohm $\pm 5\%$ , 1/2 w	745-1412-00
R-148	RF gain control	RESISTOR: 10,000 ohm $\pm 20\%$ , 1/2 w	376-3522-00
R-149	RF gain control, fixed	RESISTOR: 680 ohm $\pm 5\%$ , 1/2 w	745-1344-00
R-150	Detector load	RESISTOR: 68,000 ohm $\pm 10\%$ , 1/2 w	745-1429-00
R-151	Detector load	RESISTOR: 33,000 ohm $\pm 10\%$ , 1/2 w	745-1415-00
R-152	Limiter filter	RESISTOR: .47 megohm $\pm 10\%$ , 1/2 w	745-1464-00
R-153	Limiter filter	RESISTOR: .47 megohm $\pm 10\%$ , 1/2 w	745-1464-00
R-154	Audio gain control	RESISTOR: 500,000 ohm $\pm 20\%$ , 1/2 w	376-3027-00
R-155	V-112B cathode	RESISTOR: 3300 ohm $\pm 10\%$ , 1/2 w	745-1373-00
R-156	V-112B plate load	RESISTOR: .22 megohm $\pm 10\%$ , 1/2 w	745-1450-00
R-157	V-113 grid load	RESISTOR: .10 megohm $\pm 10\%$ , 1/2 w	745-1436-00
R-158		Not Used	
R-159		Not Used	

Section 6  
PARTS LIST

ITEM	CIRCUIT FUNCTION	DESCRIPTION	COLLINS PART NUMBER
R-160	V-114 screen dropping	RESISTOR: 10 megohm $\pm 10\%$ , 1 w	745-3436-00
R-161	V-114 plate load	RESISTOR: 33,000 ohm $\pm 10\%$ , 1/2 w	745-1415-00
R-162	V-114 plate dropping	RESISTOR: 2200 ohm $\pm 10\%$ , 1/2 w	745-1366-00
R-163	"S" meter series	RESISTOR: 100 ohm $\pm 10\%$ , 1/2 w	745-1310-00
R-164	Back bias dropping	RESISTOR: wire-wound, 120 ohm $\pm 5\%$ , 8 w	747-0073-00
R-165	Back bias dropping	RESISTOR: wire-wound, 310 ohm $\pm 5\%$ , 8 w	747-0077-00
R-166	Back bias dropping	RESISTOR: wire wound, 120 ohm $\pm 5\%$ , 8 w	747-0073-00
R-167	AVC amplr stabilizing	RESISTOR: .10 megohm $\pm 10\%$ , 1/2 w	745-1436-00
R-168	V-111A cathode	RESISTOR: 2200 ohm $\pm 10\%$ , 1/2 w	745-1436-00
R-169	V-108 screen dropping	RESISTOR: 27,000 ohm $\pm 10\%$ , 1/2 w	745-1412-00
R-171	AVC amplr stabilizing	RESISTOR: 120,000 ohm $\pm 10\%$ , 1/2 w	745-1440-00
R-172	Static drain	RESISTOR: .47 megohm $\pm 10\%$ , 1/2 w	745-1464-00
R-173	Audio voltage dropping	RESISTOR: 1800 ohm $\pm 5\%$ , 2 w	745-5662-00
R-174	B+ isolation	RESISTOR: 1000 ohm $\pm 10\%$ , 2 w	745-5652-00
R-175		RESISTOR: Not used	
R-176		RESISTOR: Not used	
R-177	V-111B grid	RESISTOR: .22 megohm $\pm 10\%$ , 1/2 w	745-1170-00
R-178	V-111B grid	RESISTOR: .10 megohm $\pm 10\%$ , 1/2 w	745-1184-00
R-179	V-111B cathode	RESISTOR: 1000 ohm $\pm 10\%$ , 1/2 w	745-1352-00
R-180	V-111B plate dropping	RESISTOR: 2200 ohm $\pm 10\%$ , 1/2 w	745-1366-00
R-181	V-116 plate load	RESISTOR: 1400 ohm $\pm 5\%$ , 12 w	747-1182-00
R-182	M-101 rectifier load	RESISTOR: 220 ohm $\pm 10\%$ , 1/2 w	745-1324-00
R-183	T-105 pri load	RESISTOR: comp, 68,000 ohm p/m $\pm 10\%$ , 1/2 w	745-1429-00
R-184	Back bias dropping	RESISTOR: comp, 12 ohm p/m $\pm 10\%$ , 2 w	745-5572-00
R-185	Oscillator plate filter	RESISTOR: 1800 ohm, $\pm 5\%$ , 12 w	747-1183-00
R-186	V113 grid	RESISTOR: fixed composition; 0.22 megohm $\pm 10\%$ , 1/2 w	745-1450-00
R-187	I-f gain	RESISTOR: variable composition; 10,000 ohms $\pm 20\%$ , 1/2 w	376-2427-00
R-301	V-301 screen dropping	RESISTOR: 39,000 ohm $\pm 10\%$ , 1 w	745-3419-00
R-302	V-301 plate load	RESISTOR: 12,000 ohm $\pm 10\%$ , 1/2 w	745-1440-00

Section 6  
PARTS LIST

ITEM	CIRCUIT FUNCTION	DESCRIPTION	COLLINS PART NUMBER
R-303	V-301 plate decoupling	RESISTOR: 1,000 ohm $\pm 10\%$ , 1/2 w	745-1352-00
R-304	V-301 grid	RESISTOR: 470,000 ohm $\pm 10\%$ , 1/2 w	745-1464-00
R-305	V-301 cathode	RESISTOR: 270 ohm $\pm 10\%$ , 1/2 w	745-1328-00
R-306		Not used	
R-307	V-301 screen dropping	RESISTOR: 47,000 ohm $\pm 10\%$ , 1/2 w	745-1422-00
R-308	"S" meter bridge	RESISTOR: 100 ohm $\pm 10\%$ , 1/2 w	745-1310-00
R-309	V-301 plate decoupling	RESISTOR: 2200 ohm $\pm 10\%$ , 1/2 w	745-1366-00
R-310	V-108 grid decoupling	RESISTOR: 10,000 ohm $\pm 10\%$ , 1/2 w	745-1394-00
S-101	Antenna coil selector	SWITCH: rotary, 1 circuit, 17 position	269-1271-00
S-102	Antenna trimmer selector	SWITCH: rotary, 1 circuit, 17 position	269-1271-00
S-103	RF coil selector	SWITCH: rotary, 1 circuit, 18 position	269-1273-00
S-104	RF amplr plate coil selector	SWITCH: rotary, 1 circuit, 18 position	269-1273-00
S-105	Mixer grid coil selector	SWITCH: rotary, 1 circuit, 18 position	269-1273-00
S-106	Mixer plate circuit selector	SWITCH: rotary, 1 circuit, 17 position	269-1271-00
S-107	Mixer plate circuit selector	SWITCH: rotary, 1 circuit, 17 position	269-1271-00
S-108	Inj osc harmonic selector	SWITCH: rotary, 2 circuit, 15 position	269-1272-00
S-109	Crystal selector	SWITCH: rotary, 1 circuit, 17 position	269-1271-00
S-110	Variable i-f selector	SWITCH: rotary, 1 circuit, 2 position	269-1270-00
S-111	Variable i-f selector	SWITCH: rotary, 1 circuit, 2 position	269-1270-00
S-112	BFO ON-OFF	SWITCH: rotary, 2 circuit, 2 position	259-0380-00
S-113	ON-STANDBY-OFF	SWITCH: band change, 2 circuit, 3 position, shorting	259-0381-00
S-114	SELECTIVITY	SWITCH: band change, 1 circuit, shorting, 5 position	259-0379-00
S-115	AVC ON-OFF	SWITCH: rotary, 2 circuit, 2 position	259-0380-00

Section 6  
PARTS LIST

ITEM	CIRCUIT FUNCTION	DESCRIPTION	COLLINS PART NUMBER
S-116	LIMITER IN-OUT	SWITCH: rotary, 2 circuit, 2 position	259-0380-00
S-117	METER INPUT- OUTPUT	SWITCH: toggle, DPDT, 30 ampere continuous	266-3062-00
S-118	CALIBRATE ON-OFF	SWITCH: rotary, 2 circuit, 2 position	259-0380-00
T-101	Crystal filter input	TRANSFORMER: IF, frequency range 490 to 510 kc	278-0093-00
T-102	Crystal filter output	FILTER: bandpass, frequency range 490 to 510 kc	278-0092-00
T-103		Not used	
T-104	Second i-f	TRANSFORMER: IF, frequency 490 to 510 kc	278-0090-00
T-105	Third i-f	TRANSFORMER: IF, frequency 490 to 510 kc	278-0090-00
T-106	BFO coil	OSCILLATOR SUBASSEMBLY: frequency range 480 to 520 kc	278-0091-00
T-107	Audio output	TRANSFORMER: AF, line type, pri 5000 ohm, secd 600 ohm tapped at 4 ohms, 1500 TV, 3w max	677-0430-00
T-108	Power input	TRANSFORMER: power pri 115 v, secd #1, 700 v, secd #2, 5.0 v, secd #3, 6.3 v, 45/70 cps	672-0575-00
V-001	Oscillator	TUBE: type 6BA6, pentode JAN COMMERCIAL	254-0787-00 255-0185-00
V-002	Buffer	TUBE: type 6BA6, pentode JAN COMMERCIAL	254-0787-00 255-0185-00
V-101	RF amplr	TUBE: type 6AK5, pentode JAN COMMERCIAL	254-0121-00 257-0040-00
V-102	First Mixer	TUBE: type 6BE6, pentagrid JAN COMMERCIAL	254-0799-00 257-0048-00
V-103	Band 1 mixer	TUBE: type 6BE6, pentagrid JAN COMMERCIAL	254-0799-00 257-0048-00
V-104	Cal. osc.	TUBE: type 6BA6, pentode JAN COMMERCIAL	254-0787-00 255-0185-00
V-105	Inj. osc.	TUBE: type 6AK5, pentode JAN COMMERCIAL	254-0121-00 257-0040-00
V-106	Second mixer	TUBE: type 6BE6, pentagrid JAN COMMERCIAL	254-0799-00 257-0048-00
V-301	First i-f amplr.	TUBE: type 6BA6, pentode JAN COMMERCIAL	254-0787-00 255-0185-00
V-302	Second i-f amplr.	TUBE: type 6BA6, pentode JAN COMMERCIAL	254-0787-00 255-0185-00
V-108	Third i-f amplr.	TUBE: type 6BA6, pentode JAN COMMERCIAL	254-0787-00 255-0185-00

Section 6  
PARTS LIST

ITEM	CIRCUIT FUNCTION	DESCRIPTION	COLLINS PART NUMBER
V-109	Fourth i-f amplr.	TUBE: type 6BA6, pentode JAN COMMERCIAL	254-0787-00 255-0185-00
V-110	Detector & AVC rectifier	TUBE: type 12AX7, twin triode JAN COMMERCIAL	254-0790-00 255-0201-00
V-111	AVC amplr. & IF out- put	TUBE: type 12AU7, twin triode JAN COMMERCIAL	254-0792-00 255-0199-00
V-112	Limiter & first audio amplr.	TUBE: type 12AX7, twin triode JAN COMMERCIAL	254-0790-00 255-0201-00
V-113	Second audio amplr.	TUBE: type 6AQ5, pentode JAN COMMERCIAL	254-0788-00 255-0195-00
V-114	BFO	TUBE: type 6BA6, pentode JAN COMMERCIAL	254-0787-00 255-0185-00
V-115	Power rectifier	TUBE: type 5V4G, rectifier JAN COMMERCIAL	254-0102-00 255-0081-00
V-116	Voltage regulator	TUBE: type OA2, voltage regulator JAN COMMERCIAL	254-0793-00 257-0052-00
XF-101	Holder for F-101	HOLDER: fuse, extractor post for single 3AG fuse	265-1003-00
XI-101	Socket for I-101	SOCKET: lamp, pilot light bracket, miniature bayonet base.	262-0240-00
XI-102	Socket for I-102	SOCKET: lamp, pilot light bracket, miniature bayonet base	262-0240-00
XI-103	Socket for I-103	SOCKET: lamp, pilot light assembly, bayonet base	262-0239-00
XV-101 thru XV-106	Sockets for V-101, V-102, V-103, V-104, V-105, V-106	SOCKET: tube, 7 contact miniature, shielded	220-1111-00
XV-108 and XV-109	Sockets for V-108 and V-109	SOCKET tube, 7 contact miniature, shielded	220-1111-00
XV-301	Socket for V-301	SOCKET: tube, 7 contact miniature, shielded	220-1111-00
XV-302	Socket for V-302	SOCKET: tube, 7 contact miniature, shielded	220-1046-00
XV-110	Socket for V-110	SOCKET: tube, 9 contact miniature, shielded	220-1103-00
XV-111	Socket for V-111	SOCKET: tube, 9 contact miniature, shielded	220-1103-00
XV-112	Socket for V-112	SOCKET: tube, 9 contact miniature, shielded	220-1103-00
XV-113	Socket for V-113	SOCKET: tube, 7 contact miniature, shielded	220-1111-00

Section 6  
PARTS LIST

ITEM	CIRCUIT FUNCTION	DESCRIPTION	COLLINS PART NUMBER
XV-114	Socket for V-114	SOCKET: tube, 7 contact miniature, shielded	220-1111-00
XV-115	Socket for V-115	SOCKET: tube, octal	220-1121-00
XV-116	Socket for V-116	SOCKET: tube, 7 contact miniature, shielded	220-1111-00
XY-101 XY-110	Socket for Y-101 thru Y-110	BOARD: crystal, accommodates 10 type CR-18/U crystals	504-5009-001
XY-111	Socket for Y-111	SOCKET: crystal, for 100 kc crystal	292-0055-00
Y-101	Bands 29-30 crystal	CRYSTAL: type CR-18/U, 10666.67 kc	291-8134-00
Y-102	Bands 23-24 crystal	CRYSTAL: type CR-18/U, 13,000.000 kc	291-8102-00
Y-103	Bands 19-20 crystal	CRYSTAL: type CR-18/U, 11,000.00 kc	291-8114-00
Y-104	Bands 15-16 crystal	CRYSTAL: type CR-18/U, 9,000.00 kc	291-8083-00
Y-105	Bands 11-12, 25-56 crystal	CRYSTAL: type CR-18/U, 14,000.00 kc	291-8135-00
Y-106	Bands 9-10, 21-22 crystal	CRYSTAL: type CR-18/U, 12,000.000 kc	291-8117-00
Y-107	Bands 7-8, 17-18, 27-28 crystal	CRYSTAL: type CR-18/U, 10,000.00 kc	291-8133-00
Y-108	Bands 5-6, 13-14 crystal	CRYSTAL: type CR-18/U, 8,000.000 kc	291-8113-00
Y-109	Band 3 crystal	CRYSTAL: type CR-18/U, 6,000.00 kc	291-8132-00
Y-110	Band 1 crystal	CRYSTAL: type CR-18/U, 4,000.000 kc	291-8131-00
Y-111	Calibration crystal	CRYSTAL: special 100 kc unit	291-5954-00
Y-112	Filter crystal	CRYSTAL: type CR-7, 500 kc	291-5175-00
70E-15	Variable frequency oscillator, 2-3 mc	This unit has been dehydrated and hermetically sealed, and should be returned to the Collins Radio Company, if servicing is required.	505-0411-024
ACCESSORIES			
MECHANICAL FILTERS			
500B-08		0.8 kc bandwidth	526-9007-00
500B-14		1.4 kc bandwidth	526-9030-00
500B-31		3.1 kc bandwidth	526-9008-00
500B-60		6.0 kc bandwidth	526-9009-00
RF CONNECTOR PLUGS			
ANT. INPUT		CONNECTOR: RF coax; 52 ohm	357-9014-00
IF OUTPUT		CONNECTOR: RF coax; 52 ohm	357-9014-00



## SECTION VII ILLUSTRATIONS

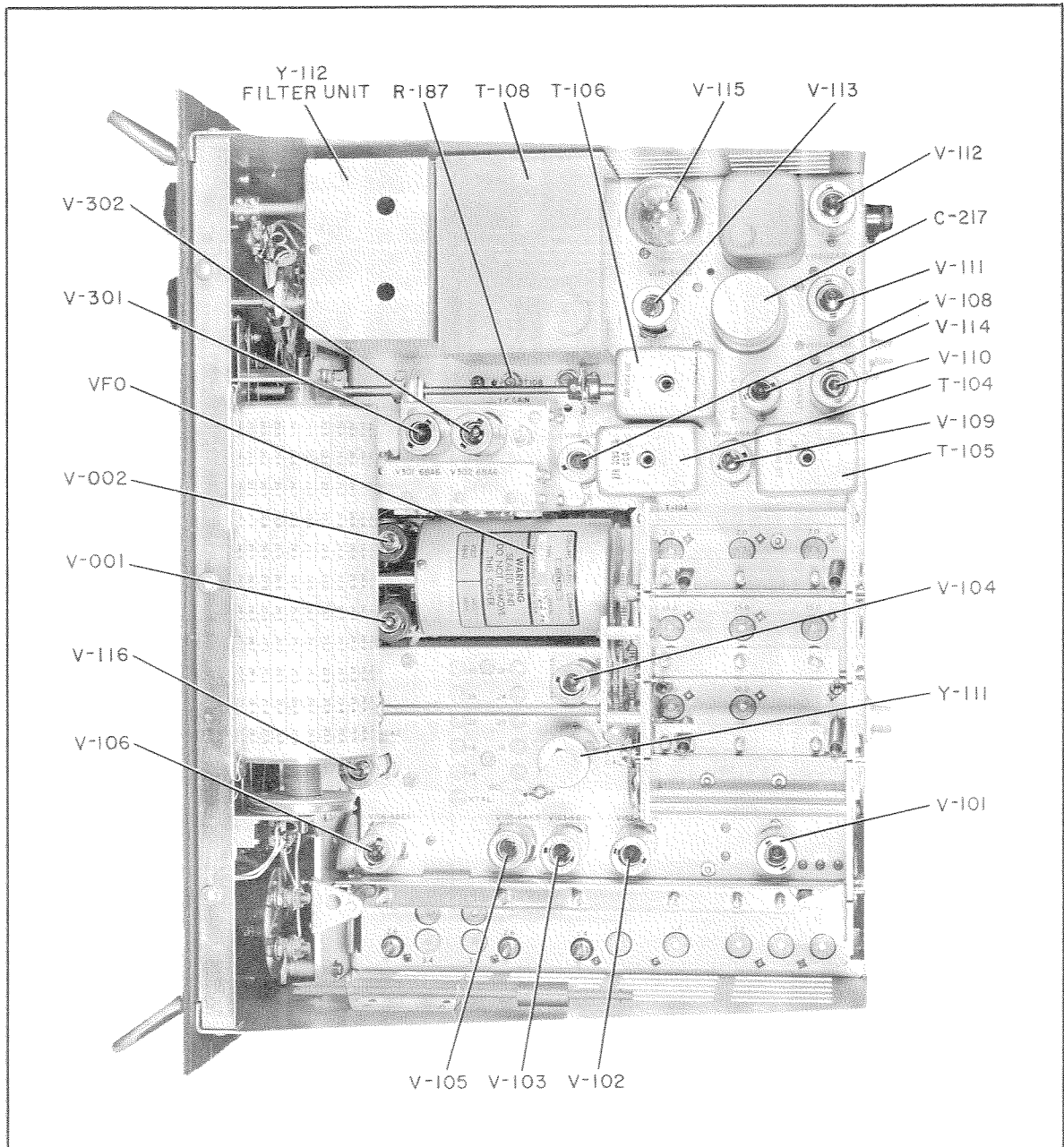


Figure 7-1. 51J-4 Top View, Tube and Parts Identification

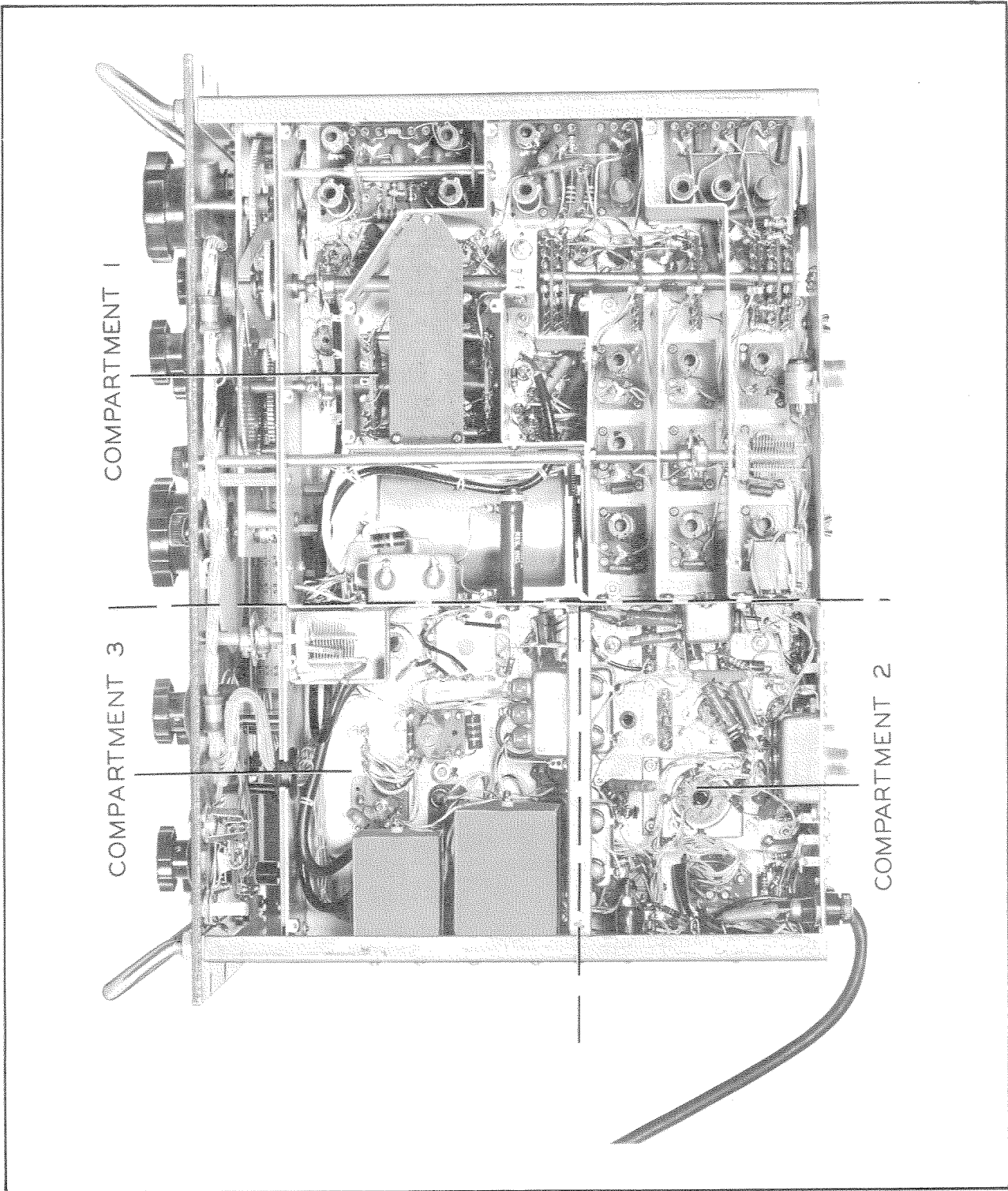


Figure 7-2. 51J-4 Bottom View




Figure 7-3. 51J-4 Bottom View, Compartment 1, Capacitor




Figure 7-4. 51J-4 Bottom View, Compartment 1, General




Figure 7-5. 51J-4 Bottom View, Compartment 2

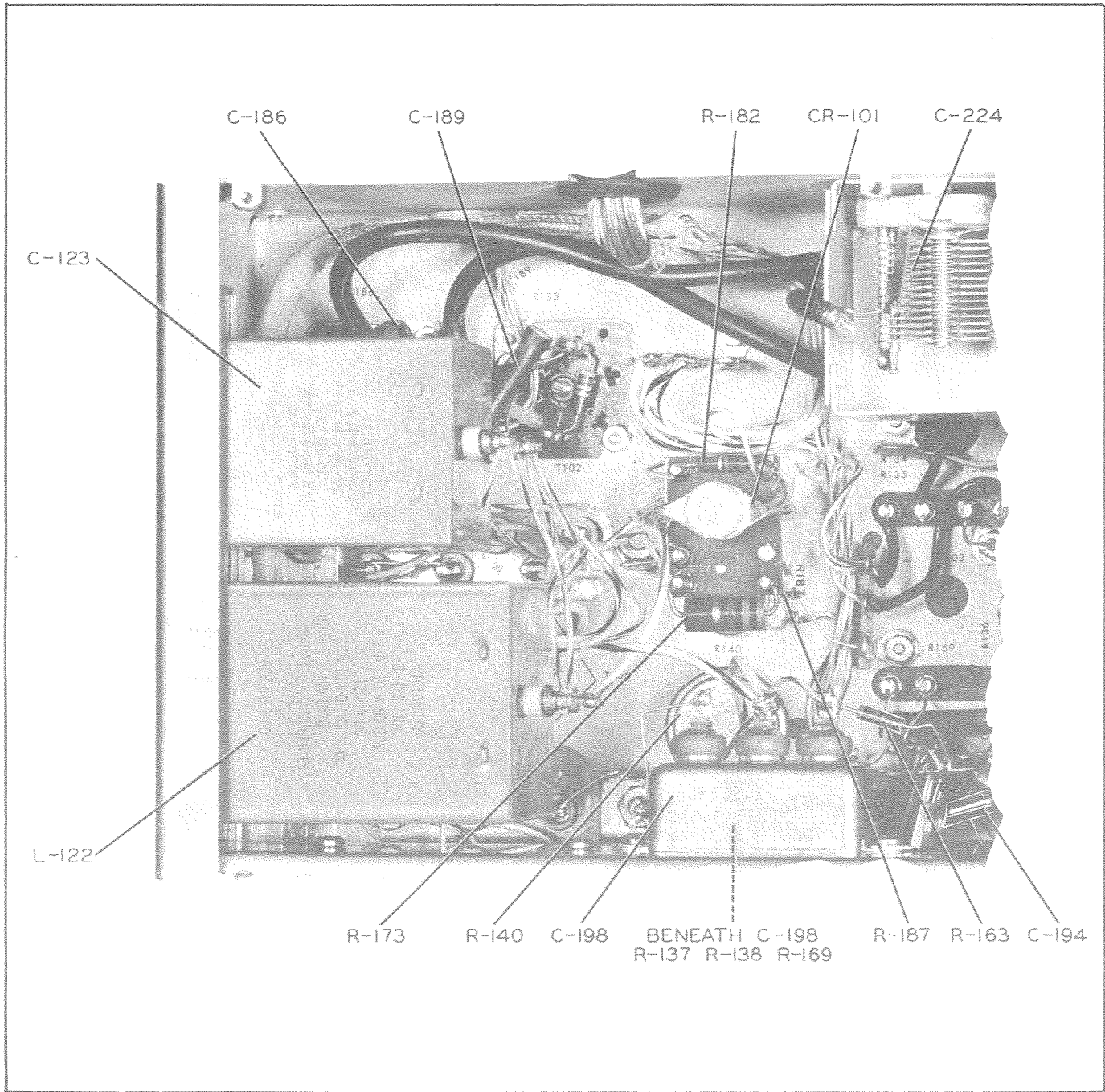
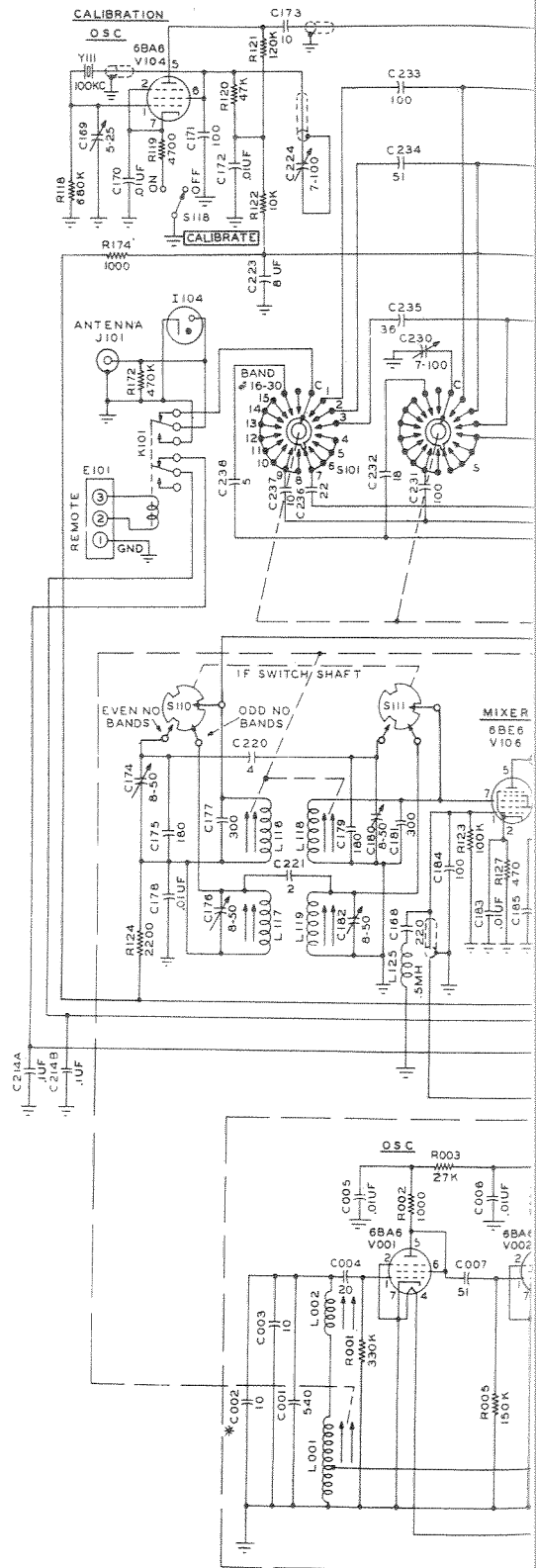
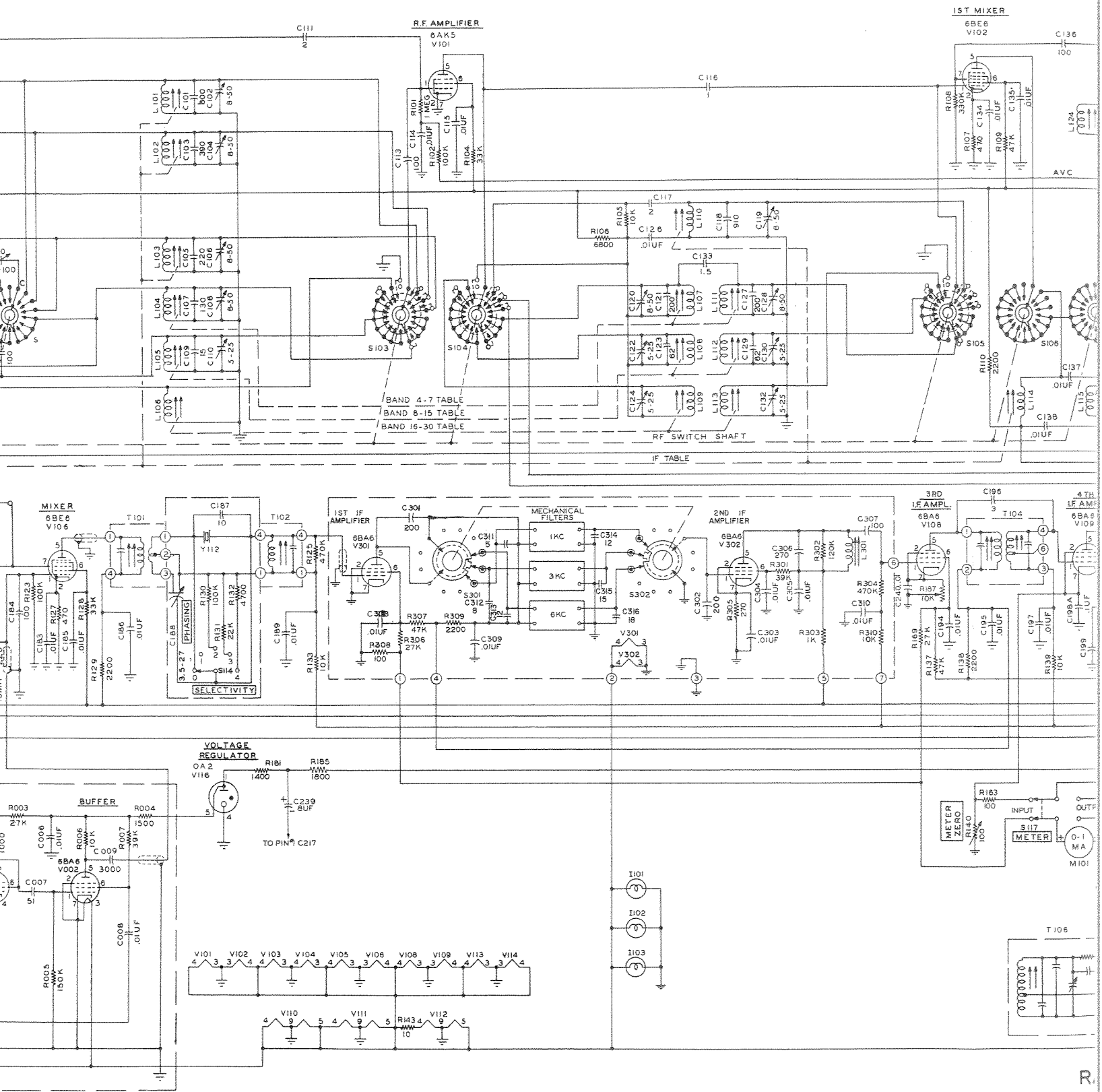
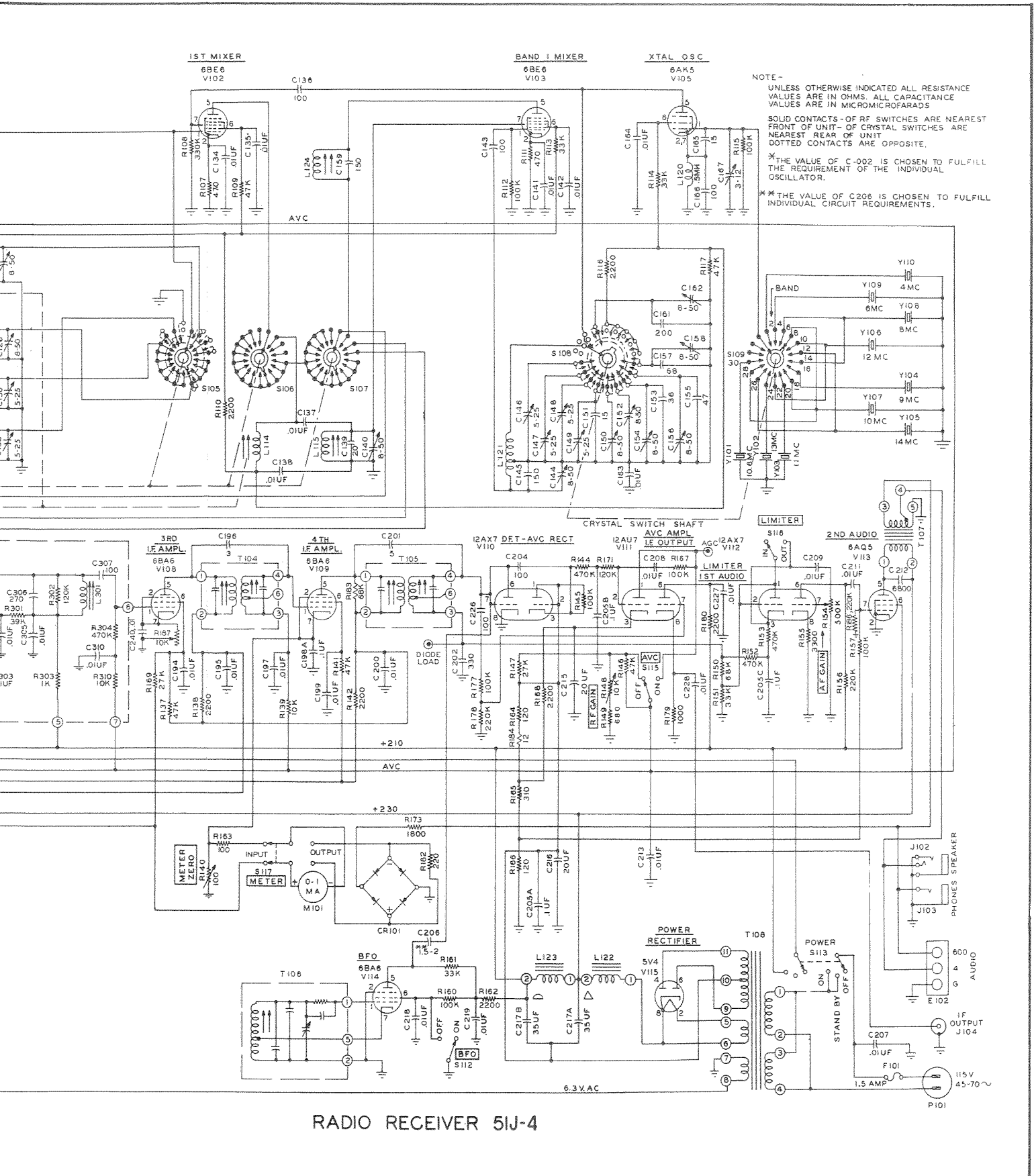


Figure 7-6. 51J-4 Bottom View, Compartment 3









RADIO RECEIVER 51J-4

Figure 7-7. 51J-4 Main Schematic Diagram

# ELECTRICAL WIRE CODE

## EXAMPLES

UNSHIELDED WIRE, MIL TYPE B #22 AWG, WHITE WITH RED AND GREEN TRACERS:

D	A	9	25	4-1/4
Type of Wire	Size of Wire	Color of Body	Color of Tracers	Length of Wire in Inches (Includes Stripping & Tinning)

SHIELDED WIRE (SINGLE), MIL TYPE C, #15 AWG, WHITE WITH RED AND GREEN TRACERS:

R	D	S	9	25	4-1/4
Type of Wire	Size of Wire	Shielded	Color of Body	Color of Tracers	Length of Wire in Inches (Includes Stripping & Tinning)

SHIELDED WIRE (MULTIPLE), MIL TYPE B, #22 AWG, WHITE, AND WHITE WITH RED TRACER:

D	A	S	(9)	(92)	4-1/4
Type of Wire	Size of Wire	Shielded	First Conductor	Second Conductor	Length of Wire in Inches (Includes Stripping & Tinning)

TYPE OF WIRE CODE			SIZE OF WIRE CODE		COLOR CODE	
LETTER	TYPE OF WIRE	FAMILY USUALLY FOUND IN	LETTER	SIZE	NUMBER OR LETTER	COLOR
A	Cotton Braid Over Plastic (Formerly AN-J-C-48)	440 Plain 443 Shielded	A	#22 AWG	0	Black
B	Busbar, Round Tinned	421	B	#20	1	Brown
C	MIL-W-16878 Type B (#20 and Larger) (600 Volts)	439	C	#18	2	Red
D	Miniature Wire, MIL-W-16878 Type B (#22 & Smaller)	439-7000 Series	D	#16	3	Orange
E	Extra Flexible Varnished Cambric	423	E	#14	4	Yellow
F	Kel-F (Monochlorotrifluoroethylene)	422	F	#12	5	Green
G	Neon Sign Cable (15,000 Volts)	423 0004 00	G	#10	6	Blue
H	Silicone	425 0942 00	H	#8	7	Violet
J	Single Conductor Stranded (Not Rubber Covered)	422	J	#6	8	Gray (Slate)
K	Single Conductor Stranded (Rubber Covered)	423	K	#4	9	White
L	MIL-W-16878 Type C (1000 Volts)	439 1000 Series	L	#2	a	Clear
M	Teflon, MIL-W-16878 Type E (600 Volts)	439 4000 Series	M	#1	b	Tan
N	MIL-W-16878 Type D (3000 Volts)	439 3000 Series	N	#0	c	Pink
P	Teflon, MIL-W-16878 Type EE (1000 Volts)	439 0000 Series	P	#00	d	Maroon
Q	Acetate Yarn Telephone Type	428	Q	#000	e	Light Green
R			R	#0000	f	Light Blue
T			T	#28		
V			V	#26		
W			W	#24		
X			X	#19		
Y			Y	#30		
Z			Z			